

ENJOY

ShapeShop!™

The newest innovation from CLAXTECH®

INSTRUCTIONS:

1. Obtain a pair of scissors, and an imagination!
2. Cut out the **ShapeShop!™** shapes, and figure out how to arrange all the cut out shapes into the silhouettes provided.
3. You are successful when you arrange *all* the **ShapeShop!™** shapes into the silhouette mystery shapes.
4. Create your own Silhouette Mysteries and share them with your friends!

FAQ

Question *This seems very similar to Tangrams. But instead of big triangles it just has some goofy shapes like pentagons.*

Answer **ShapeShop!™** was created with extremely basic and logical geometric rules in mind, so not only is it more aesthetically pleasing than Tangrams, but more fun as well!

Question *Instead of cutting out the **ShapeShop!™** shapes and placing them on the **ShapeShop!™** Silhouette Mystery Zone, can I just draw lines over the **ShapeShop!™** Silhouette Mystery Zone Shapes to indicate **ShapeShop!™** shapes?*


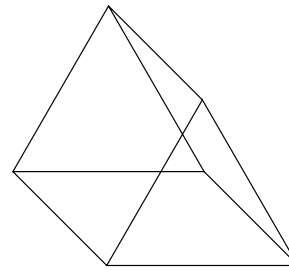
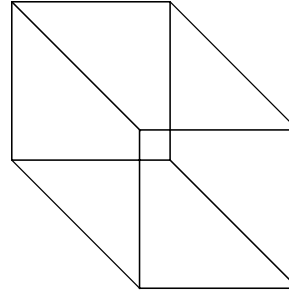
Answer No. Any misinterpretations of instructions will be documented on your CLAXTECH® Personality Profile (CPP).

AND FOR YOUR CONVENIENCE






What are Silhouettes?™

A simple scientific explanation, provided to you by CLAXTECH®

Think of silhouettes as shadows. When you see a shadow, you don't see all the parts that compromise it, just a filled in outline. Silhouettes are like shadows without the sunlight to make them, at least in this example. If you still don't understand, here are some examples to help you on your way.



ShapeShop!™ Shapes




ShapeShop!™ Silhouette Mystery Zone


ShapeShop!™ Silhouette Mystery Zone Shapes are not to scale.




Speech Bubble



Flying Man



Crooked Half Tree



Unlit Candle & Candle Holder